

Plug in connector


Easy connector

Quick connector

Flared connector

Quick male plug

Quick female connector



Water flow products offered by Novanative are designed & built to help you decrease cycle time through more efficient water distribution. We offer fully assembled & ready to install manifolds to meet your exact specifications. Many unique options are available.

We also supply brass ball valves, nipples, quick couplers, flow meters to complete your installations. Many manifold sizes are stocked, however custom manifolds can be made on your specifications.




MTC Manifold

### Features and Benefits

- Fully assembled and ready to install
- Different Port Size Options provide connection flexibility.
- Single or parallel manifold configuration
- Easy flow control plus shut off individual supply and return lines.
- Improved project timelines with faster cycle times, setups and teardowns
- Many unique options available
- Prevent reverse flow
- Heat resistance upto 100 degree C


### OPTIONAL

- Flowmeters provide instant flow monitoring, pressure
- Temperature gauges give actual measuring of liquid temperature
- Quick change couplers for fast connections




**H-300 SERIES**

- \* With 1/4 PT Inner Thread
- \* Simple type manifold upto 10 In/Out
- \* Flow control valve on each port
- \* Heat resistance upto 100 degree C




**F-300 SERIES**

- \* With 3/8 PT Inner Thread
- \* Simple type manifold upto 10 In/Out
- \* Flow control valve on each port
- \* Heat resistance upto 100 degree




**F-200 SERIES**

- \* With 1/2 Plug Connector
- \* Simple type manifold upto 10 In/Out
- \* Flow control valve on each port
- \* Heat resistance upto 100 degree C




**H-200 SERIES**

- \* With 3/8 Plug Connector
- \* Simple type manifold upto 10 In/Out
- \* Flow control valve on each port
- \* Heat resistance upto 100 degree C



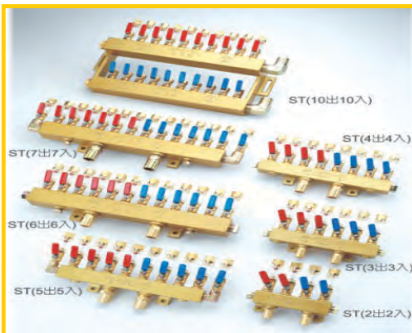
**F-100 SERIES**

- \* Quick type manifold upto 10 In/Out
- \* Flow control valve on each port
- \* Quick change couplers at In/Out port
- \* Suitable for large flow rate



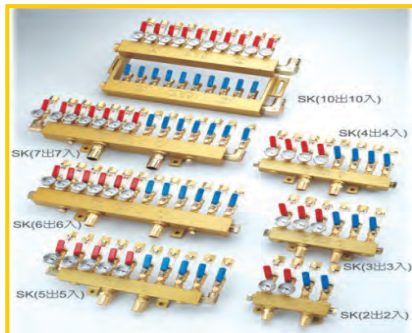
**H-100 SERIES**

- \* Quick type manifold upto 10 In/Out
- \* Flow control valve on each port
- \* Quick change couplers at In/Out port
- \* Suitable for moderate flow rate




**ST-SERIES**

- \* ST type manifold upto 10 In/Out
- \* Flow control valve on each port
- \* Liquid flow monitoring
- \* Optional quick change coupler for fast connections




**SK-SERIES**

- \* ST type manifold upto 10 In/Out
- \* Flow control valve on each port
- \* Liquid flow monitoring
- \* Temperature Monitoring
- \* Optional quick change coupler for fast connections



**OEM-SERIES**

- \* OEM type manifold
- \* Flow control valve on each port
- \* Liquid flow monitoring
- \* Temperature Monitoring
- \* Optional quick change coupler for fast connections



**Customised manifold assembly with various unique options**